

PENDANT LAMP

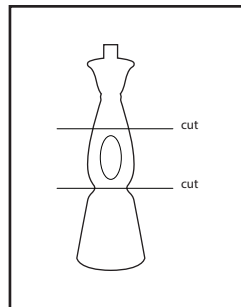
Materials

- 1 750ml Clase Azul Reposado bottle
- 1 cable
- 2 suckets
- 2 bulbs
- 2 wooden caps

Instructions

Cut the bottle at the waist hight and remove the bottom of the bottle.

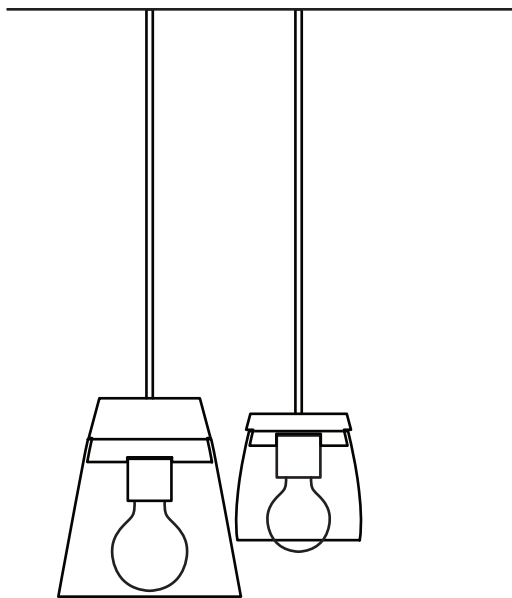
Make another cut above the oval that has the agave medallion.



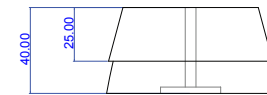
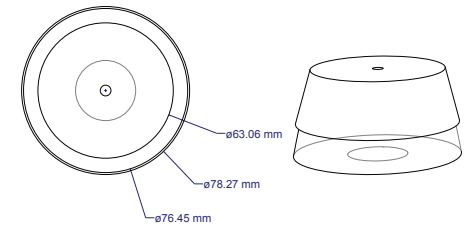
Make two wooden caps with a hole in the middle so the cable can go through.

Join the caps with the ceramic using white glue.

Paste the sucket to the cap and connect the cable to the sucket.



Plano tapa grande



Plano tapa chica

